

Rules to be kept when you bring large quantity of wastes to the Wastes Treatment Plants by yourself

Please submit the "Application Form to Bring Wastes into the Wastes Treatment Plants" to the window of the plants, and get permission to bring the wastes into the plants. (Application Form is available at the Wastes Treatment Plants or Headquarters/Branches of Komono Town Office.)

Please follow the instruction of the staff of the plants, separate the wastes and place them at the designated sites.

The size of wastes you can bring to the plants is as follows:

[When you bring combustible wastes to the Cleaning Center:]

(1) The wastes should be smaller than 50 cm in length and 5 cm in thickness.

[When you bring incombustible wastes to the Incombustible Wastes Treatment Plant:]

(1) The size of metal wastes should be smaller than 1 meter.

(2) The size of rubble should be smaller than 20 cm.

(3) Furniture should be disassembled and separated.

Handling fee is charged when you bring wastes to the plants. The fee is determined according to weight of the wastes.

*Handling fee is free when you bring life-related wastes (household wastes) less than 500 kg to the plants. The following fee is charged when the weight is over 500 kg. Please contact the plants beforehand (on weekdays) when weight is more than 500 kg.

-When weight is 510 kg ~ 600 kg, handling fee charged is 1,000 yen.

-When weight is over 610 kg, 100 yen per 10 kg is added.

*Please weigh your vehicle and register when you enter the plants. Please weigh the vehicle again and pay the fee after you unload the wastes onto the designated places.

Wastes and rubble generated after disassembling houses can be accepted as life-related wastes (general wastes) by the treatment plants only when disassembling is done manually by family members.

If disassembling job is entrusted to the professionals, wastes and rubble generated are regarded as business wastes (industrial wastes) and can NOT be accepted by the treatment plants which are handling only general wastes.

*Businesses should bring their general wastes to the treatment plants by themselves, or should entrust the task to the authorized collecting and transporting companies.

*Type of wastes businesses can bring to the treatment plants is exclusively 'paper wastes and kitchen wastes' generated at offices (including stations of the staff), restaurants, hotels/inns and dormitories/rest homes. Other types of wastes should be treated properly by the businesses on their own responsibility.

When you bring combustible wastes to the Cleaning Center:

Please make the wastes into small pieces since the size of incinerator's opening for charging is only 90 cm.

*When you bring futons (Japanese mattresses) or carpets, be sure to make them into pieces smaller than 50 cm and put them into the bags designated by Komono Town, or bind them with plastic strings.

Less than 50 cm

Less than 50 cm

To be cut/raveled



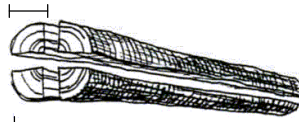
A bag designated by Komono Town



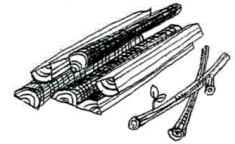
To be bound with plastic strings

*The size of wood wastes should be smaller than 5 cm in thickness and smaller than 50 cm in length!!

Less than 5 cm

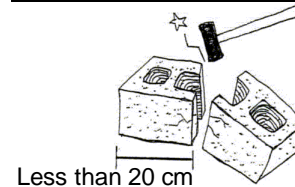


Less than 50 cm



Branches should be also cut into pieces smaller than 50 cm.

When you bring incombustible wastes to the Incombustible Wastes Treatment Plant:



Less than 20 cm

Please make incombustible wastes as small as possible and bring to the plant since there is no facility to disassemble/separate them at the plant.

*Furniture can NOT be accepted by the plant unless it is disassembled and separated beforehand.

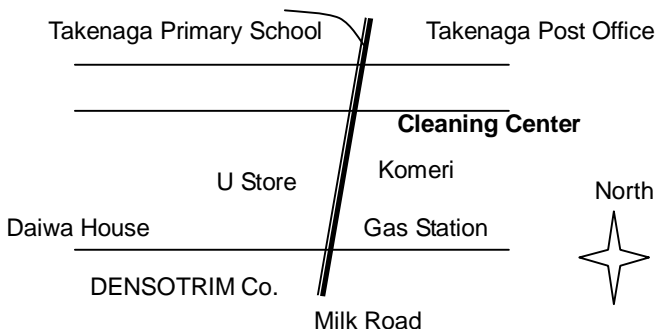
In this case, an approval stamp of the district head is necessary on the Application Form. (An approval stamp of the district head is not necessary in case of wastes and rubble generated by housecleaning.)

Cleaning Center (Nagai) TEL: 396-0606

It is located along the Milk Road. Its next door to the south is Komeri.

Open from 8:30 a.m. to 4:00 p.m.

Closed on Saturdays, Sundays and National Holidays



Incombustible Wastes Treatment Plant & Recycling Center (Nishi Komono) TEL: 394-3007

2.5 km to the south from Yunoyama Onsen Station of Kintetsu Line
Open everyday from 8:30 a.m. to 4:00 p.m.

